

Individuals Experiencing Homelessness

235

↓ -9 (Change since last update 15/12/2023)

Individuals Experiencing Chronic Homelessness

100

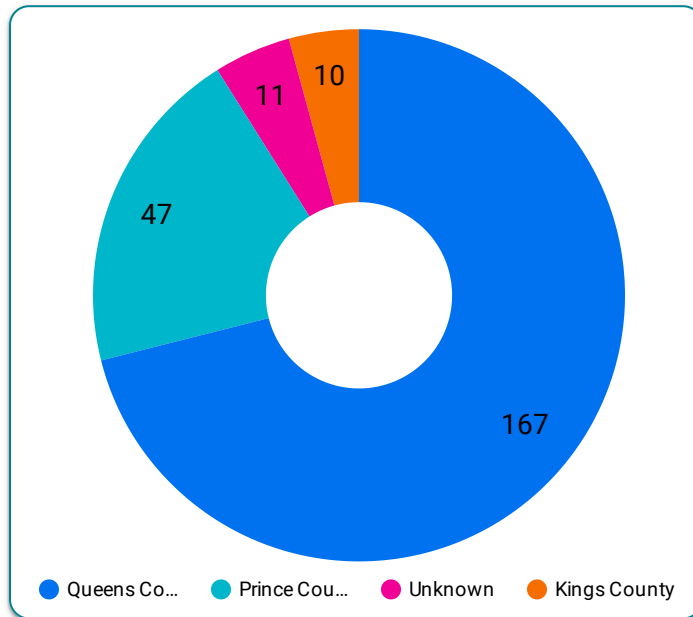
↑ 8 (Change since last update 15/12/2023)

Housed through Coordinated Access

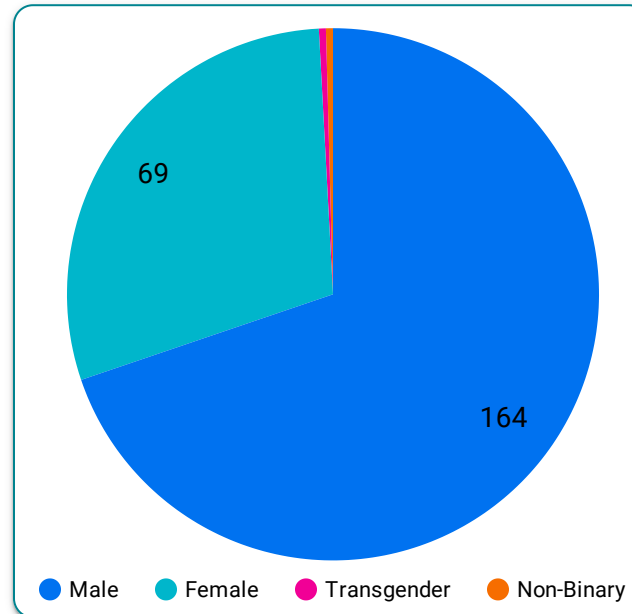
18

↑ 3 (Change since last update 15/12/2023)

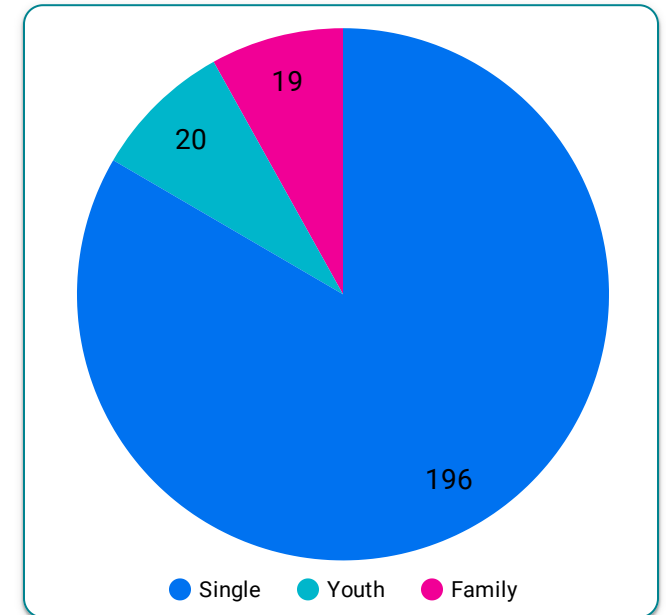
Individuals Experiencing Homelessness by Region



Individuals experiencing homelessness by Gender Identity



Individuals experiencing homelessness by Household type



Citizenship and Immigration Status	Individuals
Canadian Citizen	215
Unknown	9
Student Visa	3
Work Visa	3

Indigenous Status	Individuals
Non-Status	20
Indigenous	19
Grand total	39

Veterans Experiencing Homelessness

3

↓ -1 (Change since last update 15/12/2023)

* Chronic Homelessness - Six consecutive months of homelessness