

Individuals Experiencing Homelessness

234

↓ -1 (Change since last update 12/01/2023)

Individuals Experiencing Chronic Homelessness

100

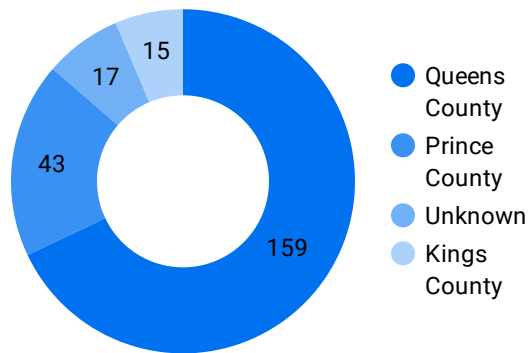
0 (No change since last update 12/01/2023)

Individuals Housed through Coordinated Access

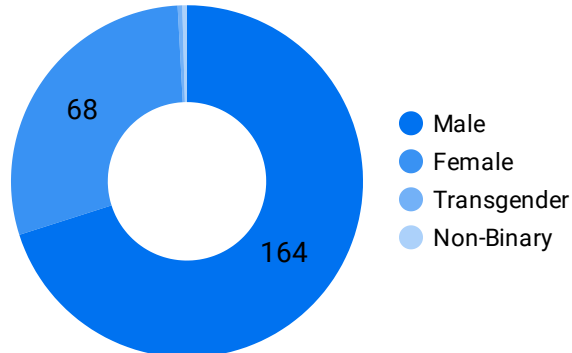
18

0 (No change since last update 12/01/2023)

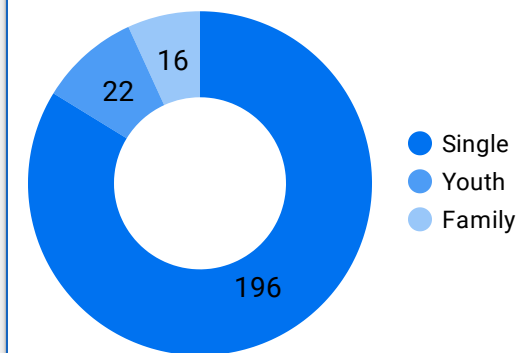
Individuals Experiencing Homelessness by Region



Individuals Experiencing Homelessness by Gender Identity



Individuals Experiencing Homelessness by Household type



Citizenship and Immigration Stat...	Count
Canadian Citizen	213
Unknown	13
Student Visa	3
Work Visa	2
Permanent Resident / Immigrant	2

Indigenous Status	Count
Non-Status	24
Indigenous	16
Grand total	40

Veterans Experiencing Homelessness

3

0 (No change since last update 12/01/2023)

* Chronic Homelessness - Six consecutive months of homelessness