

**Individuals Experiencing Homelessness**

236

↑ 4 (Change since last update 02/16/2024)

**Individuals Experiencing Chronic Homelessness**

104

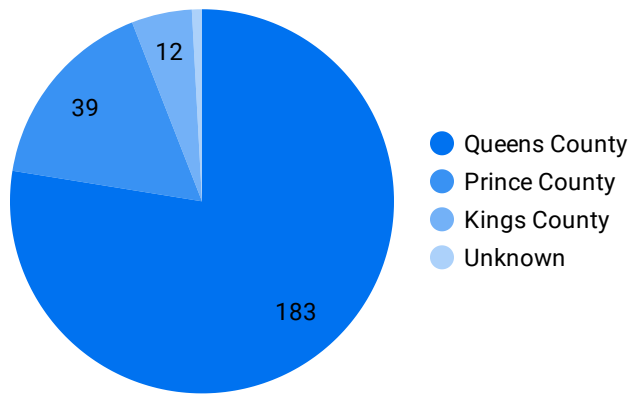
↑ 7 (Change since last update 02/16/2024)

**Individuals Housed through Coordinated Access**

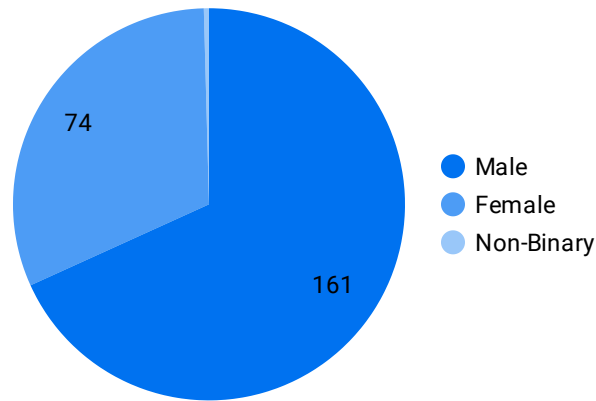
21

↑ 1 (Change since last update 02/16/2024)

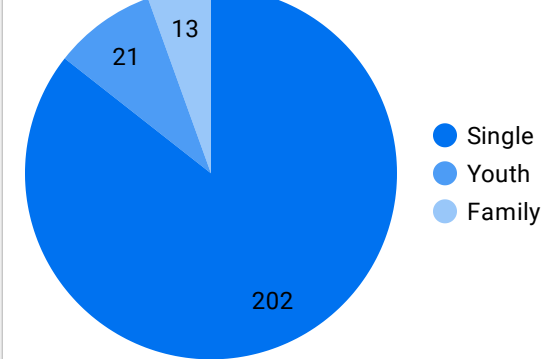
**Individuals Experiencing Homelessness by Region**



**Individuals Experiencing Homelessness by Gender**



**Individuals Experiencing Homelessness by Household type**



Citizenship and Immigration ...	Count
Canadian Citizen	207
Unknown	18
Student Visa	4
Work Visa	3
Permanent Resident / Immigrant	2
Unknown / Not Asked	1
Visitor Visa	1

Indigenous Status	Count
Indigenous	20
Non-Status	18
<b>Grand total</b>	<b>38</b>

**Veterans Experiencing Homelessness**

3

0 (Change since last update 02/16/2024)

\*Chronic Homelessness - Six consecutive months of homelessness