

**Individuals Experiencing Homelessness**

232

↓ -2 (Change since last update 26/01/2024)

**Individuals Experiencing Chronic Homelessness**

97

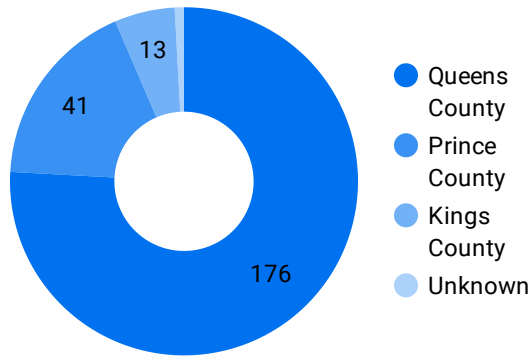
↓ -3 (Change since last update 26/01/2024)

**Individuals Housed through Coordinated Access**

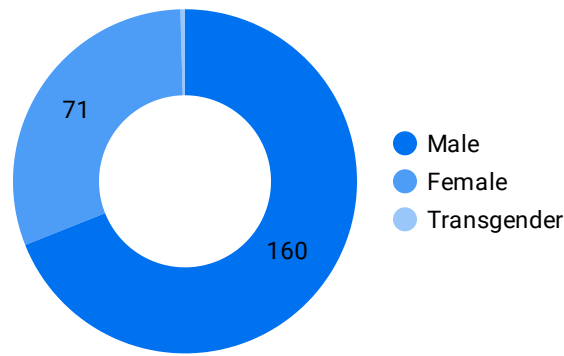
20

↑ 2 (Change since last update 26/01/2024)

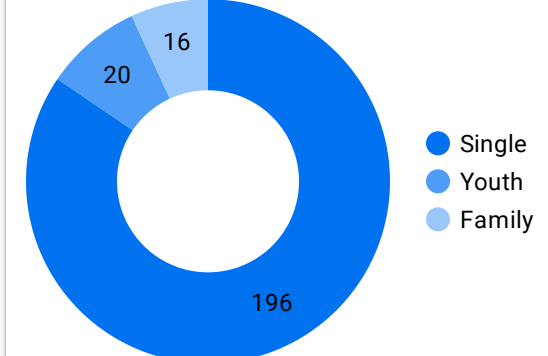
**Individuals Experiencing Homelessness by Region**



**Individuals Experiencing Homelessness by Gender**



**Individuals Experiencing Homelessness by Household type**



| Citizenship and Immigration Status | Count |
|------------------------------------|-------|
| Canadian Citizen                   | 206   |
| Unknown                            | 19    |
| Student Visa                       | 3     |
| Work Visa                          | 2     |
| Permanent Resident / Immigrant     | 1     |
| Visitor Visa                       | 1     |

| Indigenous Status  | Count     |
|--------------------|-----------|
| Non-Status         | 20        |
| Indigenous         | 17        |
| <b>Grand total</b> | <b>37</b> |

**Veterans Experiencing Homelessness**

3

0 (No change since last update 26/01/2024)

\* Chronic Homelessness - Six consecutive months of homelessness