

### Individuals Experiencing Homelessness

177

↑ 9 (Change since last update 17/26/2024)

### Individuals experiencing chronic homelessness

61

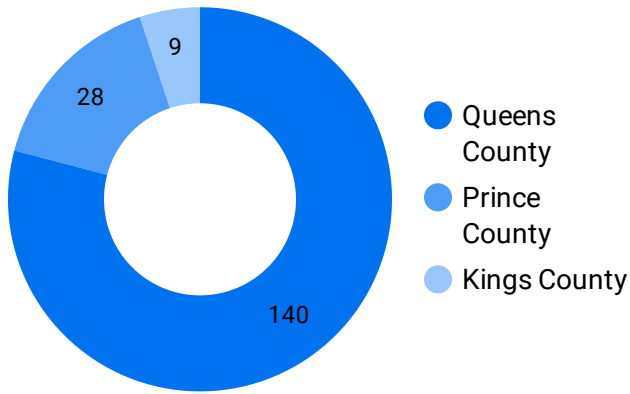
↓ -4 (Change since last update 17/26/2024)

### Individuals Housed through Coordinated Access

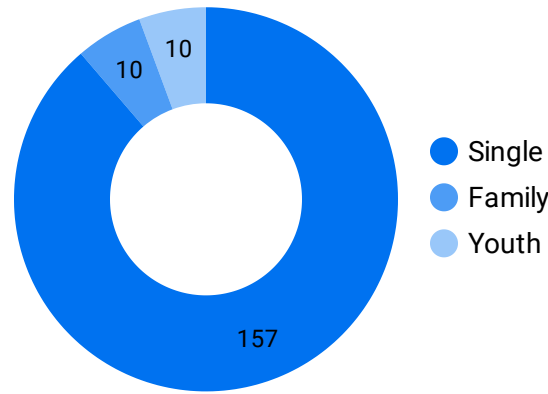
26

↑ 1 (Change since last update 17/26/2024)

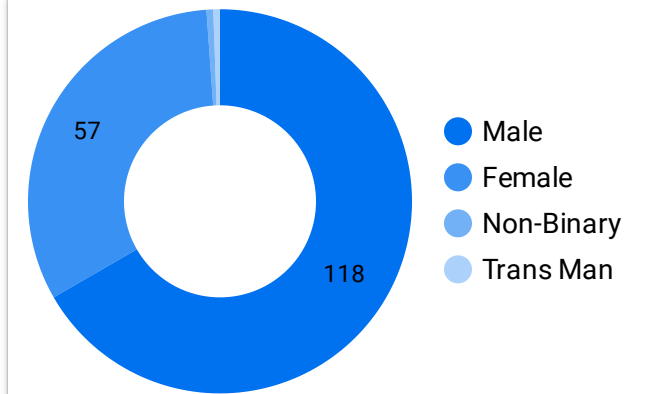
### Homelessness by Geographic Region



### Homelessness by Household Type



### Homelessness by Gender



| Citizenship and Immigration Stat... | Record Count |
|-------------------------------------|--------------|
| Canadian Citizen                    | 162          |
| Unknown                             | 5            |
| Refugee                             | 3            |
| Student Visa                        | 3            |
| Permanent Resident / Immigrant      | 2            |
| Work Visa                           | 2            |

### Indigenous individuals experiencing homelessness

28

↑ 2 (Change since last update 17/26/2024)

### Veterans experiencing homelessness

1

\*Chronic Homelessness - Six consecutive months of homelessness