

# COMMUNITY HOMELESSNESS REPORT SUMMARY

(CHARLOTTETOWN/SUMMERSIDE)  
(2019-2021)

## COORDINATED ACCESS AND HOMELESSNESS MANAGEMENT INFORMATION SYSTEM (HMIS) SELF-ASSESSMENT

### SUMMARY

The table below provides a summary of the work the community has done so far to implement Reaching Home's minimum requirements for Coordinated Access and an HMIS.

How many of the Reaching Home minimum requirements has the community:

| Met | Started | Not yet started |
|-----|---------|-----------------|
| 3   | 15      | 0               |

## SUMMARY COMMENT

Are there particular efforts and/or issues that you would like to highlight for this reporting period related to your community's work to achieve the Reaching Home minimum requirements? In particular, please describe your community's efforts to set-up or improve the Coordinated Access governance structure, including processes to ensure that policies and protocols, as approved by the governance group(s), are being implemented across the system as intended to achieve desired results.

Since September 2020, we have met on a regular schedule with Coordinated Access (CA) Governance and Service Provider Teams and there is continuous communication through email, newsletters, presentations, guest speakers, training, etc. We have a CA Policy Working Group who have reviewed a full policy and procedures manual which has been shared with the full Governance and Service Provider Teams. We have a HIFIS Working Group which has focused on ensuring staff from each participating agency will be fully trained in HIFIS and have access to appropriate level of privacy rights. We have offered various group trainings (Mental Health First Aid, Trauma and Violence Informed Care, Housing-Based Case Management, Case Notes) and plan to offer Assertive Engagement with Motivational Interviewing and Prevention and Diversion training in the fall. In September we will host another full day workshop to do a full "walk through" of the CA process. We have entered into a contract with the Affordable Housing Association of NS to provide server space and HIFIS 101 training. As the community entity, we have two staff who have taken the SPDAT train-the-trainer and offered training to two cohorts with a third group planned for the fall. Access Points have been identified in both designated communities and in rural parts of PEI with more TBD as needed. A legal review of the DSA, confidentiality and consent forms are underway as well as hiring for a "landlord engagement" staff person.

## COMMUNITY-LEVEL DATA for 2019-2020

**Based on the information provided in the Community Homelessness Report, the community does not have to report community-level data for 2019-2020.**

What is the date range for available data from the List for this fiscal report?

- First date in reporting period:
- Last date in reporting period:

YYYY-MM-DD

YYYY-MM-DD

Complete the Population Groups table below using the date range indicated for this fiscal report.

Number of unique individuals (or households where not available) in each Priority Population Group who:

| Priority Population Groups | Were homeless<br><b>(Measures Cumulative Homelessness)</b> | Were new to homelessness<br><b>(Measures Inflow)</b> | Returned to homelessness from housing (one or more times)<br><b>(Measures Inflow)</b> | Returned to homelessness from transitional status (one or more times)<br><b>(Measures Inflow)</b> | Returned to homelessness from unknown status (one or more times)<br><b>(Measures Inflow)</b> | State changed from inactive to active (one or more times)<br><b>(Measures Inflow)</b>  |
|----------------------------|--|--|---|---|--|--|
| Overall homeless           | 0  | 0  | 0   | 0   | 0  | 0  |
| Chronically homeless       | 0  | 0  | 0   | 0   | 0  | 0  |
| Indigenous peoples         | 0  | 0  | 0   | 0   | 0  | 0  |
| Priority Population Groups |  |  | Moved from homelessness to housing (one or more times)<br><b>(Measures Outflow)</b>   | Status changed from homelessness to transitional (one or more times)<br><b>(Measures Outflow)</b> | Status changed from homelessness to unknown (one or more times)<br><b>(Measures Outflow)</b> | State changed from active to inactive (one or more times)<br><b>(Measures Outflow)</b> |
| Overall homeless           |  |  | 0   | 0   | 0  | 0  |
| Chronically homeless       |  |  | 0   | 0   | 0  | 0  |
| Indigenous peoples         |  |  | 0   | 0   | 0  | 0  |

Complete the Prior Living Situations table below for all individuals (or households where not available) that were homeless for the date range indicated for this fiscal report.

|                          | Public Institutions | Transitional Housing | Permanent Housing | Unknown | Total |
|--------------------------|---------------------|----------------------|-------------------|---------|-------|
| New to homelessness      | 0                   | 0                    | 0                 | 0       | 0     |
| Returned to homelessness | 0                   | 0                    | 0                 | 0       | 0     |
| Total                    | 0                   | 0                    | 0                 | 0       | 0     |

## COMMUNITY-LEVEL DATA for 2020-2021

**Based on the information provided in the Community Homelessness Report, the community does not have to report community-level data for 2020-2021 and community-level outcomes for the reporting period.**

What is the date range for available data from the List for this fiscal report?

- First date in reporting period:
- Last date in reporting period:

YYYY-MM-DD

YYYY-MM-DD

Complete the Population Groups table below using the date range indicated for this fiscal report.

Number of unique individuals (or households where not available) in each Priority Population Group who:

| Priority Population Groups | Were homeless<br><b>(Measures Cumulative Homelessness)</b> | Were new to homelessness<br><b>(Measures Inflow)</b> | Returned to homelessness from housing (one or more times)<br><b>(Measures Inflow)</b> | Returned to homelessness from transitional status (one or more times)<br><b>(Measures Inflow)</b> | Returned to homelessness from unknown status (one or more times)<br><b>(Measures Inflow)</b> | State changed from inactive to active (one or more times)<br><b>(Measures Inflow)</b>  |
|----------------------------|--|--|---|---|--|--|
| Overall homeless           | 0  | 0  | 0   | 0   | 0  | 0  |
| Chronically homeless       | 0  | 0  | 0   | 0   | 0  | 0  |
| Indigenous peoples         | 0  | 0  | 0   | 0   | 0  | 0  |
| Priority Population Groups |  |  | Moved from homelessness to housing (one or more times)<br><b>(Measures Outflow)</b>   | Status changed from homelessness to transitional (one or more times)<br><b>(Measures Outflow)</b> | Status changed from homelessness to unknown (one or more times)<br><b>(Measures Outflow)</b> | State changed from active to inactive (one or more times)<br><b>(Measures Outflow)</b> |
| Overall homeless           |  |  | 0   | 0   | 0  | 0  |
| Chronically homeless       |  |  | 0   | 0   | 0  | 0  |
| Indigenous peoples         |  |  | 0   | 0   | 0  | 0  |

Complete the Prior Living Situations table below for all individuals (or households where not available) that were homeless for the date range indicated for this fiscal report.

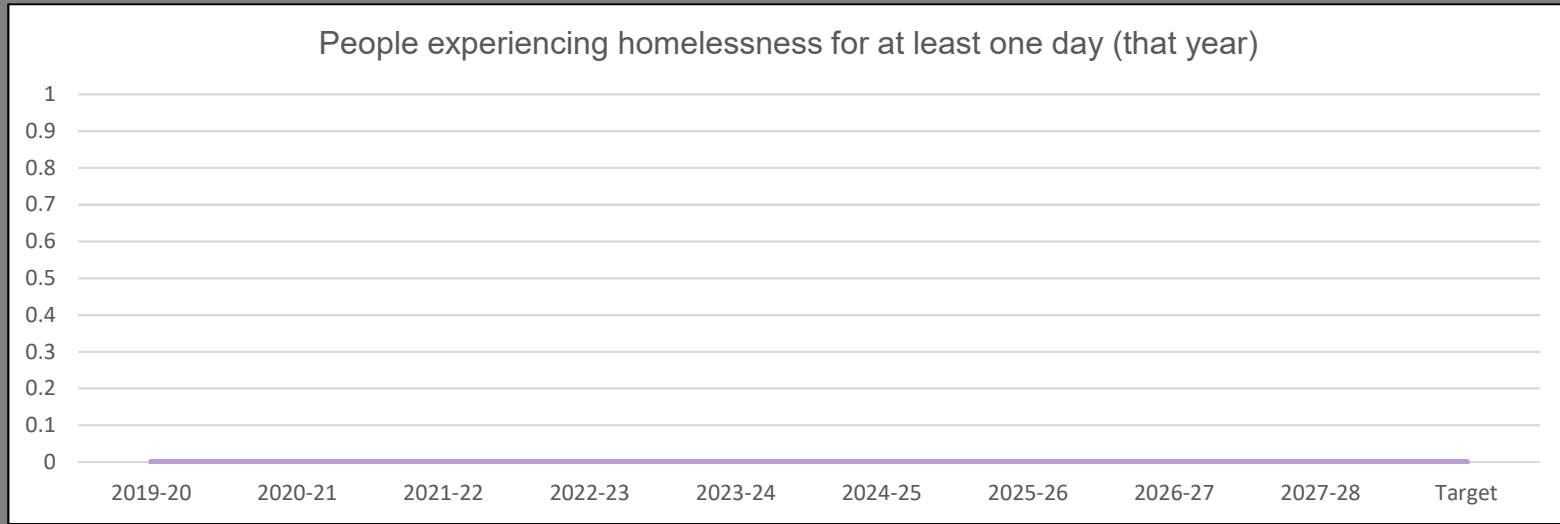
|                          | Public Institutions | Transitional Housing | Permanent Housing | Unknown | Total |
|--------------------------|---------------------|----------------------|-------------------|---------|-------|
| New to homelessness      | 0                   | 0                    | 0                 | 0       | 0     |
| Returned to homelessness | 0                   | 0                    | 0                 | 0       | 0     |
| Total                    | 0                   | 0                    | 0                 | 0       | 0     |



**COMMUNITY-LEVEL RESULTS OUTCOMES - CORE OUTCOMES**

**Outcome # 1: Fewer people experience homelessness overall (homelessness is reduced overall)**

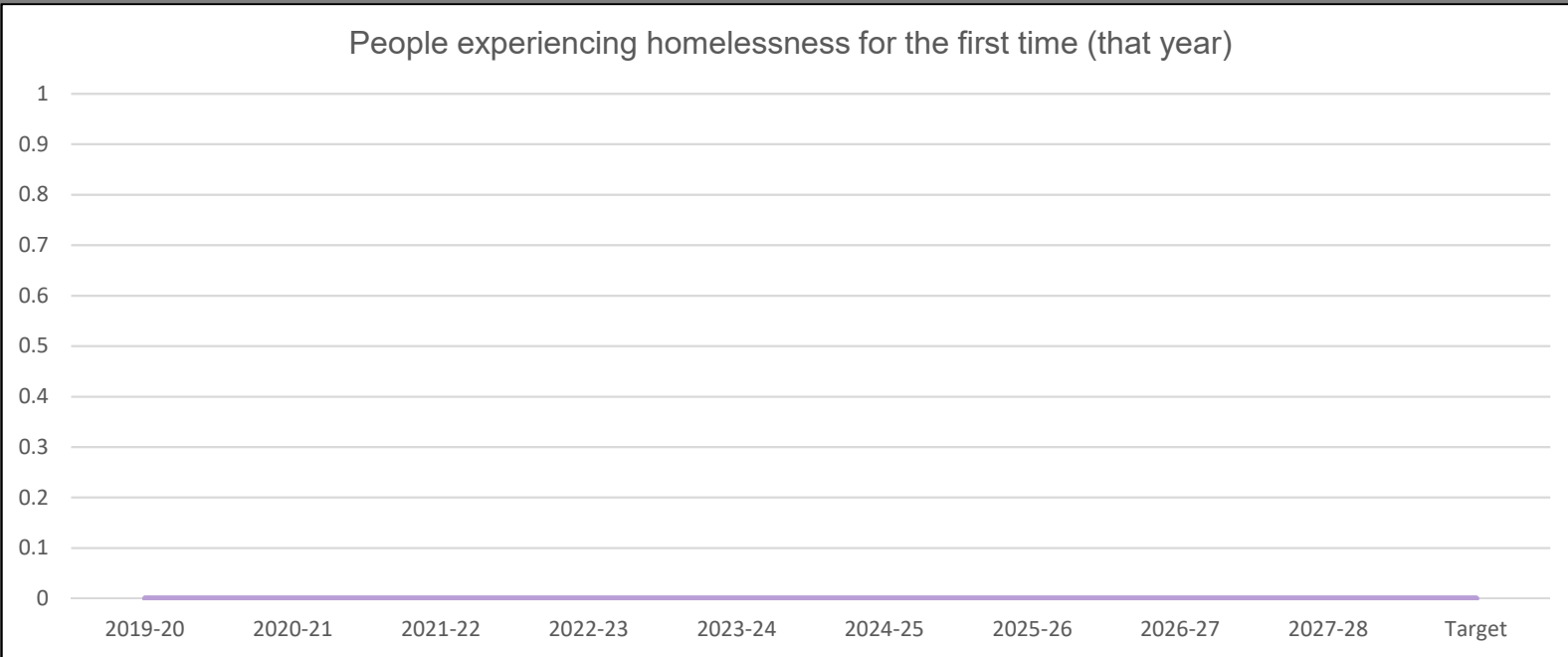
|   | 2019-20 | 2020-21 | 2021-22 | 2022-23 | 2023-24 | 2024-25 | 2025-26 | 2026-27 | 2027-28 | Target |
|---|---------|---------|---------|---------|---------|---------|---------|---------|---------|--------|
| People experiencing homelessness for at least one day (that year) | 0       | 0       | -       | -       | -       | -       | -       | -       | -       | 0      |



\*Please insert comment here\*

**Outcome #2: Fewer people experience homelessness for the first time (new inflows into homelessness are reduced)**

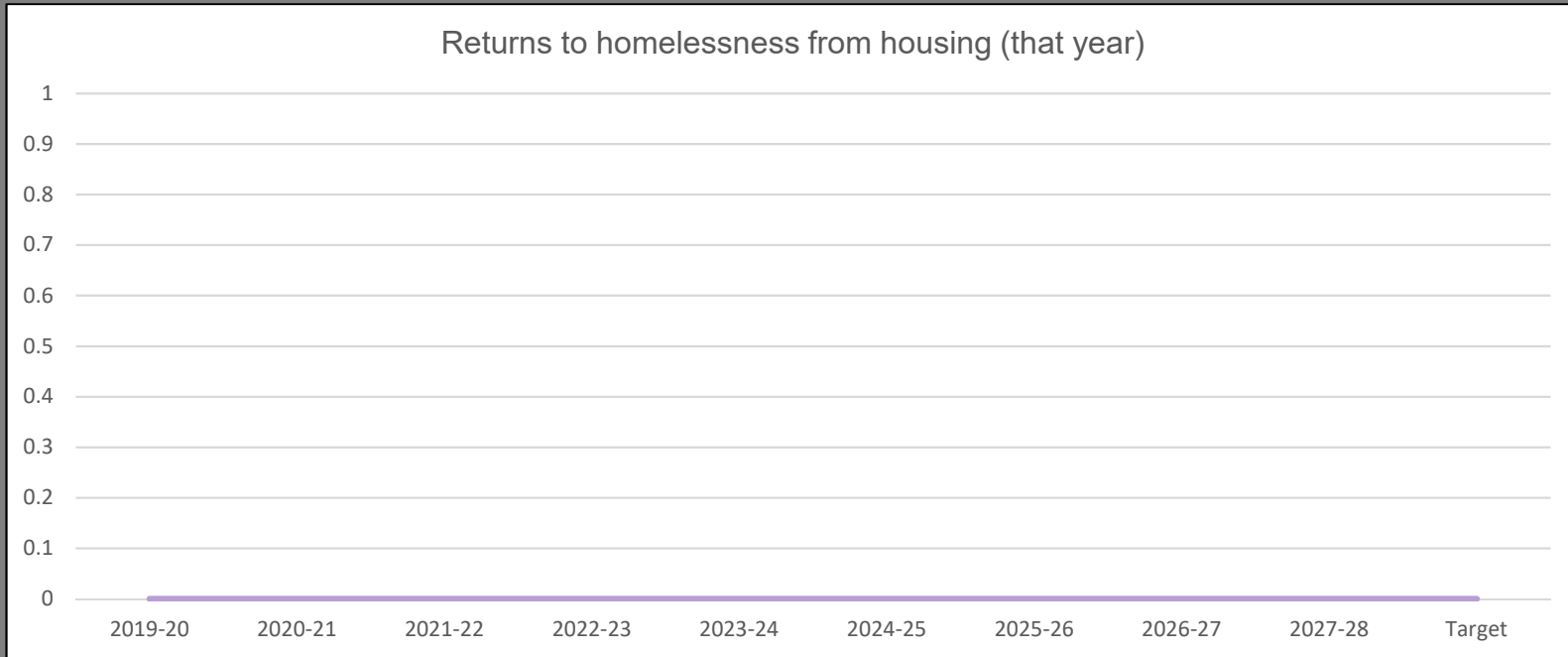
|   | 2019-20 | 2020-21 | 2021-22 | 2022-23 | 2023-24 | 2024-25 | 2025-26 | 2026-27 | 2027-28 | Target |
|---|---------|---------|---------|---------|---------|---------|---------|---------|---------|--------|
| People experiencing homelessness for the first time (that year) | 0       | 0       | -       | -       | -       | -       | -       | -       | -       | 0      |



\*Please insert comment here\*

**Outcome #3: Fewer people return to homelessness from housing (returns to homelessness are reduced)**

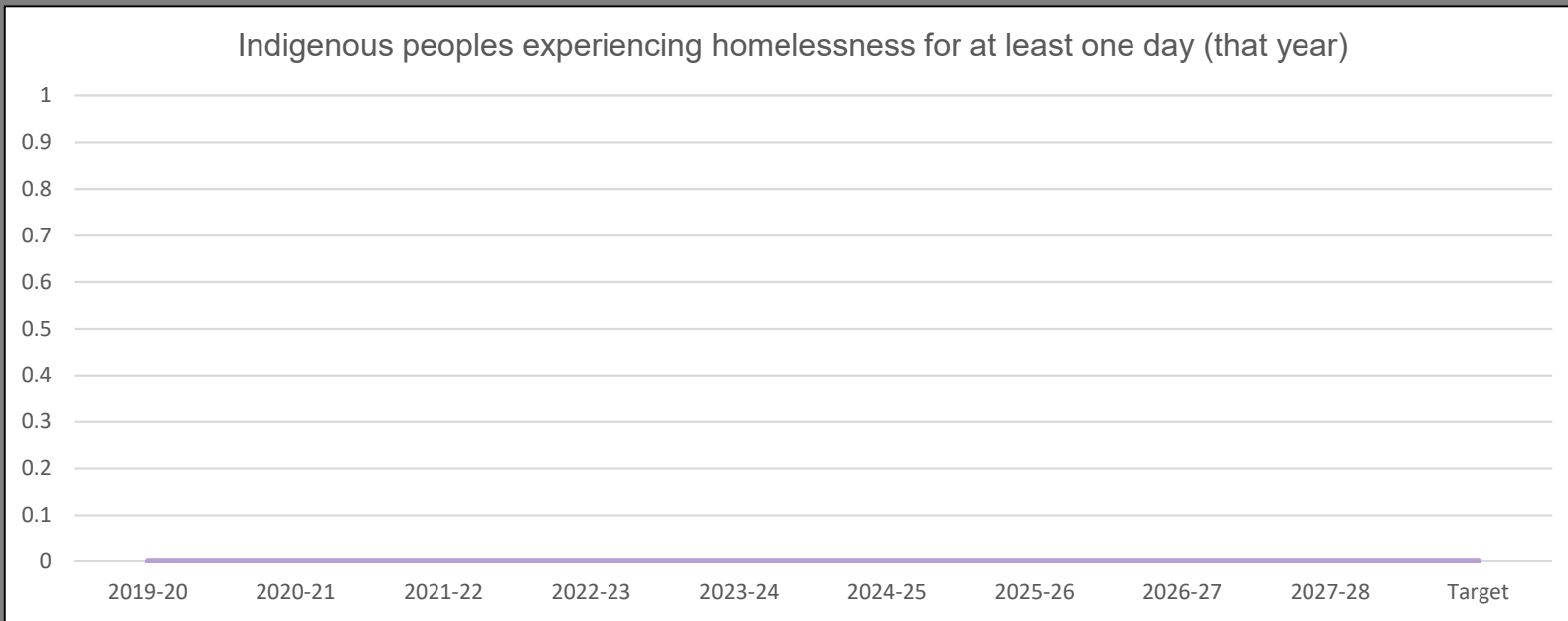
|  | 2019-20 | 2020-21 | 2021-22 | 2022-23 | 2023-24 | 2024-25 | 2025-26 | 2026-27 | 2027-28 | Target |
|--|---------|---------|---------|---------|---------|---------|---------|---------|---------|--------|
| Returns to homelessness from housing (that year) | 0       | 0       | -       | -       | -       | -       | -       | -       | -       | 0      |



\*Please insert comment here\*

**Outcome #4: Fewer Indigenous peoples experience homelessness (Indigenous homelessness is reduced)**

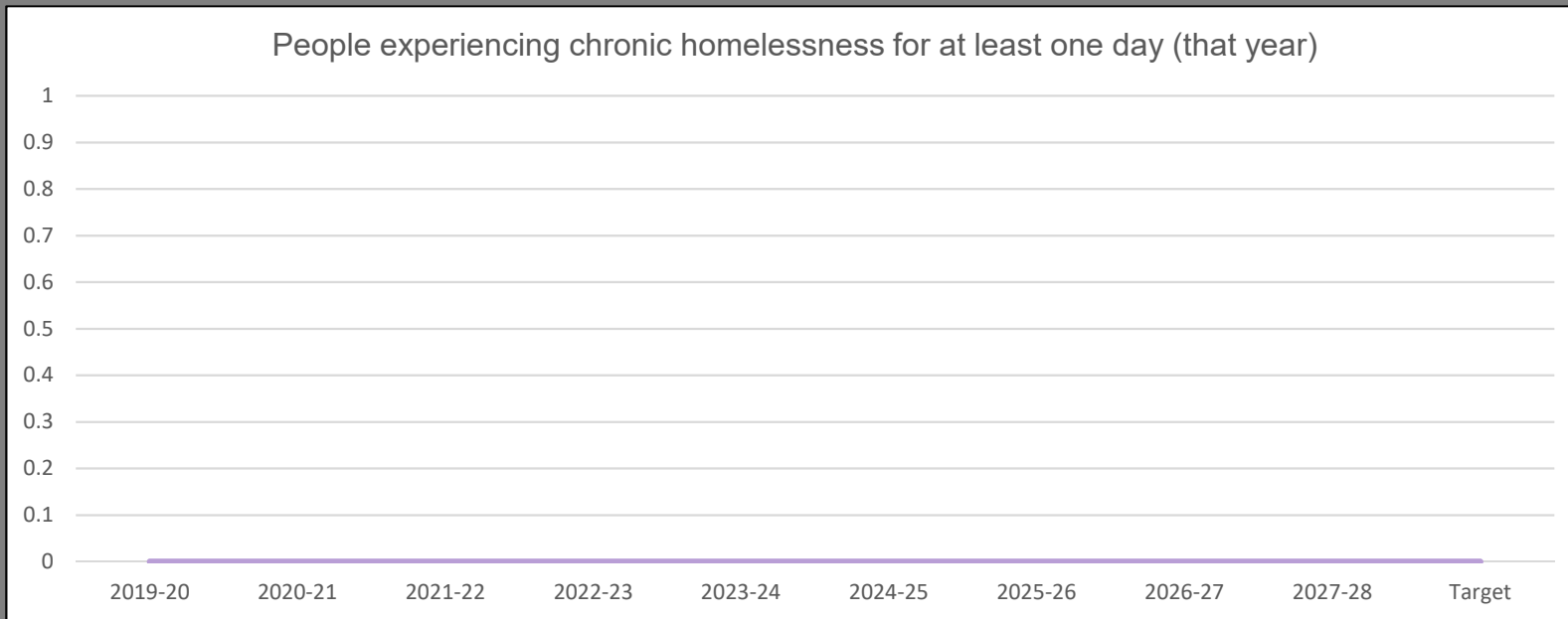
|   | 2019-20 | 2020-21 | 2021-22 | 2022-23 | 2023-24 | 2024-25 | 2025-26 | 2026-27 | 2027-28 | Target |
|---|---------|---------|---------|---------|---------|---------|---------|---------|---------|--------|
| Indigenous peoples experiencing homelessness for at least one day (that year) | 0       | 0       | -       | -       | -       | -       | -       | -       | -       | 0      |



\*Please insert comment here\*

**Outcome #5: Fewer people experience chronic homelessness (chronic homelessness is reduced)**

|   | 2019-20 | 2020-21 | 2021-22 | 2022-23 | 2023-24 | 2024-25 | 2025-26 | 2026-27 | 2027-28 | Target |
|---|---------|---------|---------|---------|---------|---------|---------|---------|---------|--------|
| People experiencing chronic homelessness for at least one day (that year) | 0       | 0       | -       | -       | -       | -       | -       | -       | -       | 0      |



\*Please insert comment here\*