

Individuals Experiencing Homelessness

199

↑ 17 (Change since last update- 14/08/2024)

Individuals experiencing chronic homelessness

65

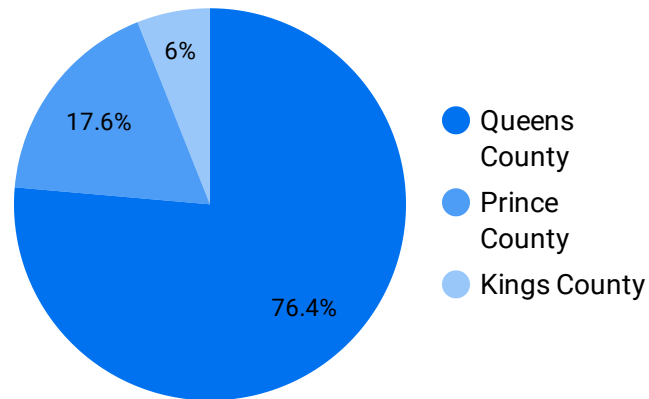
↑ 12 (Change since last update- 14/08/2024)

Housed through Coordinated Access

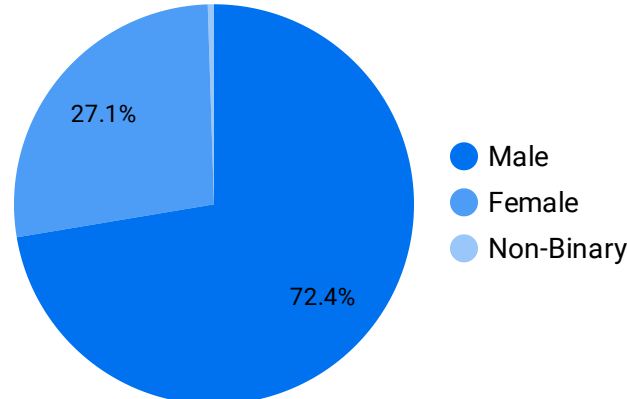
29

0 (Change since last update- 14/08/2024)

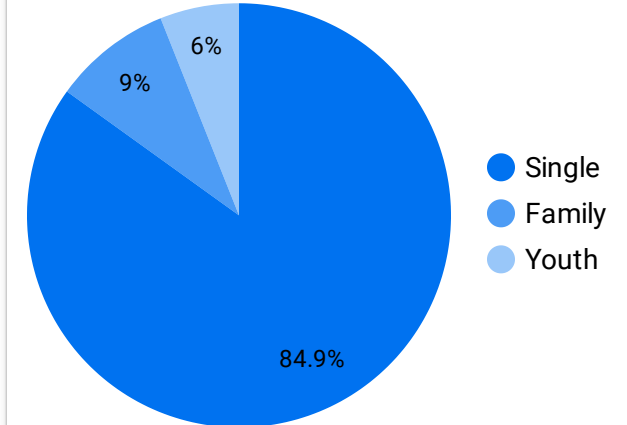
Homelessness by Geographic Region



Homelessness by Gender



Homelessness by Household Type



Citizenship and Immigration Status	Count
Canadian Citizen	181
Other	6
Work Visa	4
Student Visa	3
Permanent Resident / Immigrant	3
Refugee	2
Grand total	199

Indigenous individuals experiencing homelessn...

Indigenous Status	Count
Non-Status	10
Indigenous	10
First Nations: Off-reserve	7
First Nations: On-reserve	4
Grand total	31

Veterans experiencing homelessness

3

↑ 2 (Change since last update- 14/08/2024)

*Chronic Homelessness - Six consecutive months of homelessness